

STATE OF WEST VIRGINIA; COUNTY OF UPSHUR; CITY OF BUCKHANNON: TO-WIT:

A scheduled meeting of the Water Board was held at Buckhannon City Hall, 70 East Main Street, on Thursday, July 13, 2023, at 7:30 a.m., with the following in attendance (GTM – GoToMeeting):

Mayor	Robbie Skinner	Present
City Recorder	Randy Sanders	Absent
Board Member	Dave Thomas	Present
Board Member	Dave McCauley	Present
Board Member	Erasmo Rizo	Present
Board Member	Don Nestor	Present
Director of Finance & Admin/Asst Recorder	Amberle Jenkins	Present
Director of Public Works	Jerry Arnold	Absent
City Engineer	Jay Hollen	Present - GTM
Water Supervisor	Kelly Arnold	Present
City Attorney	Thomas O'Neill	Present - GTM
Note Taker	Alice Teets	Present

Guests: James Powell, Loudin Insurance

City of Buckhannon Water Board – 7:30AM at City Hall in Council Chambers  
Meeting Agenda for Thursday, July 13, 2023

- A. Call to Order
  - A.1 Moment of Silence
  - A.2 Pledge to the Flag of the United States of America
- B. Recognized Guests
  - B.1 James Powell, Loudin Insurance
- C. Financial Report-Amby Jenkins
  - C.1 June 2023
- D. Department Report
  - D.1 Water Department Report-Kelly Arnold
  - D.2 Private Hydrants
  - D.3 Industrial Park Update
  - D.4 ARPA Projects Update
  - D.5 FEMA Generator Update
- E. Correspondence and Information
  - E.1 Mt. Hope Water Association Meeting Minutes-May 2023
  - E.2 Elkins Road P.S.D. Budget FY 2023/24 & Meeting Minutes June 2023
  - E.3 Buckhannon Water Board Consumer Confidence Report 2023 Covering Calendar Year 2022
- F. Consent Agenda
  - F.1 Approval of Minutes: 06/08/23
- G. Strategic Issues for discussion and vote
  - G.1 Insurance Summary Report-Appraisal Water Plant Facilities
  - G.2 Public Service Commission WV-Maintenance and Testing of Fire Hydrants
- H. Board Members Comments and Announcements
- I. Adjournment

Posted 07/07/2023

A. Call to Order: Mayor Skinner called the meeting to order followed by a moment of silence and pledge to the flag.

B. Recognized Guests:  
B.1 James Powell, Loudin Insurance: Mr. Powell discussed the specialized appraisal (on file at City Hall) and insurance changes. The insurance wanted a specialized appraisal on the Water Plant. Replacement costs are more accurate with buildings such as homes, but more difficult with buildings such as plants because of the inner workings. Mr. Powell recommends going with the experts and their recommendations. The recommended changes will reduce the appraisal value; most of the reduction comes from water tanks. Business/personal property values will increase. Premium may change 10-15%. Mr. Powell also recommends appraising every 5-6 years.

Council member McCauley asked if the City should be concerned about fire hydrant pressure? Yes, it should be on our radar.

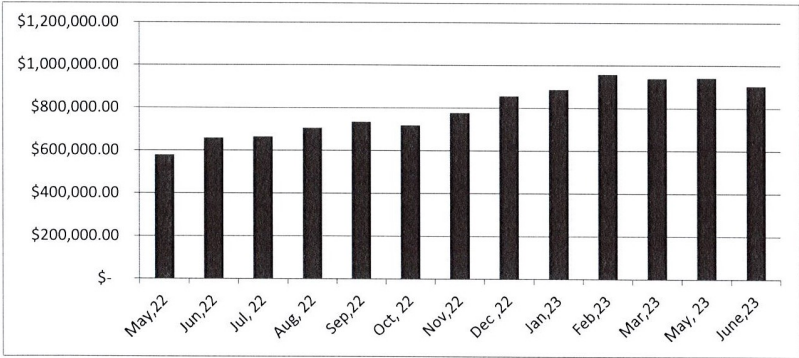
Thank you to Mr. Powell for his time and assistance.

Motion McCauley/Thomas to Contact Westfield Insurance for a quote for insurance coverage for the Water Plant Facilities. Motion carried unanimously.

C. Financial Report-Amby Jenkins  
C.1 June 2023

WATER BOARD  
CITY OF BUCKHANNON  
BALANCE SHEET

Balance June 30, 2023	
Money market & checking	\$ 904,883.40
Work Capital CD (0287).5% maturity 4-11-24	\$167,837.56
Work Capital CD (Raymond James) 5.25%May2023	\$178,808.64
CD Savings (1528) .03%	\$270,261.58
Savings 2% #5764795 .05%	\$256,192.69
Savings 2%Depreciation .05%	\$ 1,523.73



Money Market and Checking Trend  
Note: Bond Payments began March 2017 \$22751.66 per mth.

7-12-2023 04:50 PM

CITY OF BUCKHANNON  
REVENUE & EXPENSE REPORT (UNAUDITED)  
AS OF: JUNE 30TH, 2023

400-WATER						% OF YEAR COMPLETED: 100.00
REVENUES	CURRENT BUDGET	CURRENT PERIOD	YEAR TO DATE ACTUAL	TOTAL ENCUMBERED	BUDGET BALANCE	% YTD BUDGET
UTILITY BILLINGS						
400-350-000-00 RESIDENTIAL SALES	900,000	94,913.03	1,073,999.57	0.00 (	173,999.57)	119.33
400-350-000-01 COMMERCIAL/INDUSTRIAL SAL	500,000	52,985.93	638,126.99	0.00 (	138,126.99)	127.63
400-350-000-03 PRIVATE FIRE PROTECTION	15,000	1,347.50	16,170.00	0.00 (	1,170.00)	107.80
400-350-000-04 PUBLIC FIRE PROTECTION	0	0.00	0.00	0.00	0.00	0.00
TOTAL UTILITY BILLINGS	1,415,000	149,246.46	1,728,296.56	0.00 (	313,296.56)	122.14
OUTSIDE DISTRICTS						
400-360-000-00 MT HOPE WATER (MASTER MET	164,000	23,556.00	230,511.50	0.00 (	66,511.50)	140.56
400-360-000-01 HODGESVILLE PSD (MASTER M	220,000	22,890.25	247,594.25	0.00 (	27,594.25)	112.54
400-360-000-02 ELKINS ROAD PSD (MASTER M	165,100	24,254.75	234,806.25	0.00 (	69,706.25)	142.22
400-360-000-03 ADRIAN PSD (MASTER METER)	232,500	27,790.75	311,651.25	0.00 (	79,151.25)	134.04
TOTAL OUTSIDE DISTRICTS	781,600	98,491.75	1,024,563.25	0.00 (	242,963.25)	131.09
GRANTS						
400-366-000-01 STATE GRANTS	0	0.00	0.00	0.00	0.00	0.00
400-366-000-02 GRANT -BOAT & AIRCOND	0	0.00	0.00	0.00	0.00	0.00
400-368-000-00 TAP FEES	16,000	0.00	17,384.00	0.00 (	1,384.00)	108.65
400-368-000-01 RECLASSIFY REVENUE-ARMORY	0	0.00	0.00	0.00	0.00	0.00
400-368-000-02 RECLASSIFY REVENUE	0	0.00	0.00	0.00	0.00	0.00
400-368-100-00 PROJECTS NOT 5.5 RULE	0	0.00	0.00	0.00	0.00	0.00
400-368-100-03 CONTRIB IN AID CONST 5.5R	0	0.00	0.00	0.00	0.00	0.00
400-368-200-00 CAPITALIZE PROJ EQIP CSTS	0	0.00	0.00	0.00	0.00	0.00
TOTAL GRANTS	16,000	0.00	17,384.00	0.00 (	1,384.00)	108.65
INTRAFUND CONTR/CHARGES						
400-370-000-01 LATE CHARGES	19,385	1,967.70	26,049.27	0.00 (	6,664.27)	134.38
400-370-000-02 WATER BILLING-NEW SERVICE	0	0.00	0.00	0.00	0.00	0.00
400-370-000-03 CUSTOMER BILL FEES(BANK-S	2,000	125.00	2,575.00	0.00 (	575.00)	128.75
400-370-000-04 C J MARTIN WATER LINE EXT	0	0.00	0.00	0.00	0.00	0.00
400-370-000-05 ATLANTIC CST PIPELINE REV	0	0.00	0.00	0.00	0.00	0.00
TOTAL INTRAFUND CONTR/CHARGES	21,385	2,092.70	28,624.27	0.00 (	7,239.27)	133.85
OTHER REVENUE						
400-379-000-00 GAIN ON SALE	0	0.00	0.00	0.00	0.00	0.00
400-380-000-00 INTEREST INCOME	1,000	73.50	248.55	0.00	751.45	24.86
400-399-000-00 MISC. NONOPERATING INCOME	57,750	2,150.00	71,685.04	0.00 (	13,935.04)	124.13
TOTAL OTHER REVENUE	58,750	2,223.50	71,933.59	0.00 (	13,183.59)	122.44
TOTAL REVENUE	2,292,735	252,054.41	2,870,801.67	0.00 (	578,066.67)	125.21

400-WATER

% OF YEAR COMPLETED: 100.00

DEPARTMENTAL EXPENDITURES	CURRENT BUDGET	CURRENT PERIOD	YEAR TO DATE ACTUAL	TOTAL ENCUMBERED	BUDGET BALANCE	% YTD BUDGET
BAD DEBT =====						
NON-OPERATING EXPENSES						
400-550-676-00 BAD DEBT EXPENSE(return c	0	0.00	0.00	0.00	0.00	0.00
TOTAL NON-OPERATING EXPENSES	0	0.00	0.00	0.00	0.00	0.00
TOTAL BAD DEBT						
	0	0.00	0.00	0.00	0.00	0.00
DEPRECIATION =====						
CONTRIBUTIONS						
400-580-500-00 DEPRECIATION EXPENSE	0	0.00	0.00	0.00	0.00	0.00
TOTAL CONTRIBUTIONS	0	0.00	0.00	0.00	0.00	0.00
TOTAL DEPRECIATION						
	0	0.00	0.00	0.00	0.00	0.00
RESERVIOR MANGMT DAM =====						
SALARIES & BENEFITS						
400-601-103-00 RESERVIOR MANAGEMENT LABO	0	0.00	0.00	0.00	0.00	0.00
TOTAL SALARIES & BENEFITS	0	0.00	0.00	0.00	0.00	0.00
CONTRACTUAL SERVICES						
400-601-211-00 UTILITIES - ELEC,GAS,PHON	20,000	2,007.16	18,041.46	0.00	1,958.54	90.21
400-601-226-00 PAYROLL OVERHEAD (FICA,RE	0	0.00	0.00	0.00	0.00	0.00
TOTAL CONTRACTUAL SERVICES	20,000	2,007.16	18,041.46	0.00	1,958.54	90.21
COMMODITIES						
400-601-342-00 MAINTENANCE RIVER INTAKE&	3,500	1,999.00	4,278.35	0.00	778.35)	122.24
400-601-346-00 WATERSHED MANAGEMENT	0	0.00	0.00	0.00	0.00	0.00
400-601-347-00 MAINTENANCE DAM	4,000	0.00	25.00	0.00	3,975.00	0.63
400-601-399-00 WATERSHED, DAM MISC	5,000	0.00	0.00	0.00	5,000.00	0.00
TOTAL COMMODITIES	12,500	1,999.00	4,303.35	0.00	8,196.65	34.43
TOTAL RESERVIOR MANGMT DAM						
	32,500	4,006.16	22,344.81	0.00	10,155.19	68.75
WATER PLANT =====						
SALARIES & BENEFITS						
400-642-103-00 WATER PUMPERS SALARIES	291,000	25,771.73	277,967.66	0.00	13,032.34	95.52
400-642-104-00 FICA TAX	22,612	1,974.97	21,311.23	0.00	1,300.77	94.25

400-WATER

% OF YEAR COMPLETED: 100.00

DEPARTMENTAL EXPENDITURES	CURRENT BUDGET	CURRENT PERIOD	YEAR TO DATE ACTUAL	TOTAL ENCUMBERED	BUDGET BALANCE	% YTD BUDGET
400-642-105-00 HEALTH INSURANCE	38,500	2,123.04	32,843.80	0.00	5,656.20	85.31
400-642-106-00 RETIREMENT	26,332	2,319.46	24,440.55	0.00	1,891.45	92.82
400-642-109-00 ADJUST COMPENSATED ABSENC	0	0.00	0.00	0.00	0.00	0.00
TOTAL SALARIES & BENEFITS	378,444	32,189.20	356,563.24	0.00	21,880.76	94.22
CONTRACTUAL SERVICES						
400-642-211-00 UTILITIES - ELEC, GAS, PH	115,000	1,102.82	111,749.11	0.00	3,250.89	97.17
400-642-221-00 TRAINING & CONTINUED EDUC	4,000	0.00	2,762.22	0.00	1,237.78	69.06
400-642-226-00 UNEMPLOYMENT/COMPENSATION	7,000	58.22	4,137.01	0.00	2,862.99	59.10
TOTAL CONTRACTUAL SERVICES	126,000	1,161.04	118,648.34	0.00	7,351.66	94.17
COMMODITIES						
400-642-341-00 OFFICE EXPENSE	3,000	76.27	2,325.20	0.00	674.80	77.51
400-642-342-00 MAINT TREATMENT PLANT BLD	6,000	540.31	4,655.03	0.00	1,344.97	77.58
400-642-343-00 VEHICLE MAINTENANCE	700	0.00	225.05	0.00	474.95	32.15
400-642-343-01 PLANT VEHICLE FUEL	4,400	1,630.05	4,544.49	0.00	144.49)	103.28
400-642-344-00 GENERAL EQUIPMENT MAINTEN	2,500	0.00	2,698.20	0.00	198.20)	107.93
400-642-345-00 UNIFORMS PERSONAL SAFETY	3,500	475.88	2,626.03	0.00	873.97	75.03
400-642-346-00 MAINT TREATMENT PLANT EQU	81,000	19,391.32	76,037.22	607.64	4,355.14	94.62
400-642-347-00 PLANT LAB MAINT & SUPPLIE	15,000	1,460.95	14,576.77	0.00	423.23	97.18
400-642-348-00 CHEMICAL COSTS	216,000	21,013.58	195,450.25	0.00	20,549.75	90.49
400-642-349-00 COMPLIANCE MONITORING	23,000	1,190.13	8,189.82	25.00	14,785.18	35.72
400-642-350-00 TELEMETRY COSTS	21,600	0.00	7,348.80	0.00	14,251.20	34.02
400-642-399-00 PLANT MISCELLANEOUS	3,000	2,103.10	2,978.44	0.00	21.56	99.28
TOTAL COMMODITIES	379,700	47,881.59	321,655.30	632.64	57,412.06	84.88
CAPITAL OUTLAY						
400-642-459-00 WATER PLANT CAPITAL	6,500	0.00	6,280.11	0.00	219.89	96.62
TOTAL CAPITAL OUTLAY	6,500	0.00	6,280.11	0.00	219.89	96.62
TOTAL WATER PLANT						
	890,644	81,231.83	803,146.99	632.64	86,864.37	90.25
WATER LINES =====						
SALARIES & BENEFITS						
400-660-103-00 T & D LINE CREW SALARIES	472,460	32,284.01	421,073.52	0.00	51,386.48	89.12
400-660-103-10 LABOR&BENEFTS CAPITALIZE	0	0.00	0.00	0.00	0.00	0.00
400-660-104-00 FICA TAX	36,160	2,481.22	32,360.66	0.00	3,799.34	89.49
400-660-105-00 HEALTH INSURANCE	76,500	4,889.36	77,978.64	0.00	1,478.64)	101.93
400-660-106-00 RETIREMENT	42,532	2,905.57	37,896.78	0.00	4,635.22	89.10
400-660-109-00 ADJUST COMPENSATED ABSENC	0	0.00	0.00	0.00	0.00	0.00
TOTAL SALARIES & BENEFITS	627,652	42,560.16	569,309.60	0.00	58,342.40	90.70
CONTRACTUAL SERVICES						
400-660-211-00 UTILITIES - ELEC,GAS,PHON	28,000	1,189.24	28,867.20	0.00	867.20)	103.10
400-660-221-00 TRAINING & CONTINUED EDUC	3,200	0.00	1,700.33	0.00	1,499.67	53.14
400-660-226-00 UNEMPLOYMENT/COMPENSATION	13,000	0.00	7,676.42	0.00	5,323.58	59.05
TOTAL CONTRACTUAL SERVICES	44,200	1,189.24	38,243.95	0.00	5,956.05	86.52



DEPARTMENTAL EXPENDITURES	CURRENT BUDGET	CURRENT PERIOD	YEAR TO DATE ACTUAL	TOTAL ENCUMBERED	BUDGET BALANCE	% YTD BUDGET
COMMODITIES						
400-660-341-00 OFFICE EXPENSE	8,325	0.00	1,413.52	0.00	6,911.48	16.98
400-660-342-00 MAINTENANCE GARAGE BLDG	5,000	0.00	2,606.64	0.00	2,393.36	52.13
400-660-343-00 VEHICLE MAINTENANCE	10,700	0.00	7,810.90	0.00	2,889.10	73.00
400-660-343-01 LINE VEHICLE FUEL	12,000	1,341.34	14,208.20	0.00 (	2,208.20)	118.40
400-660-344-00 GENERAL EQUIPMENT MAINTEN	17,000	1,082.14	16,305.84	0.00	694.16	95.92
400-660-345-00 UNIFORMS-PERSONAL SAFETY	4,500	475.88	2,626.00	0.00	1,874.00	58.36
400-660-347-00 BOOSTER PUMP BLDG EQUIP M	10,000	912.50	5,880.50	5,032.00 (	912.50)	109.13
400-660-348-00 DISTRIBUTION TANK MAINTEN	10,000	0.00	3,418.94	0.00	6,581.06	34.19
400-660-349-00 LINE MAINTENANCE MATERIAL	0	0.00	0.00	0.00	0.00	0.00
400-660-350-00 LINE MAINT PERMITS (DOH)	0	0.00	0.00	0.00	0.00	0.00
400-660-351-00 COMPLIANCE MONITORING	0	0.00	0.00	0.00	0.00	0.00
400-660-352-00 NEW SERVICES, UPGRADE MAT	161,600	39,341.07	147,492.44	3,209.33	10,898.23	93.26
400-660-353-00 MAPPING & LINE LOCATING E	11,000	1,390.52	4,364.38	0.00	6,635.62	39.68
400-660-354-00 FIRE SERVICE MATERIALS	0	0.00	0.00	0.00	0.00	0.00
TOTAL COMMODITIES	250,125	44,543.45	206,127.36	8,241.33	35,756.31	85.70
NON-OPERATING EXPENSES						
400-660-999-00 TRAN DISTRIB MISCELLANEOU	1,200	0.00	861.95	0.00	338.05	71.83
TOTAL NON-OPERATING EXPENSES	1,200	0.00	861.95	0.00	338.05	71.83

TOTAL WATER LINES	923,177	88,292.85	814,542.86	8,241.33	100,392.81	89.13
-------------------	---------	-----------	------------	----------	------------	-------

WATER METERS  
=====

SALARIES & BENEFITS						
400-902-103-00 METER ON/OFF & MAINT LABO	0	0.00	0.00	0.00	0.00	0.00
400-902-104-00 FICA TAX	0	0.00	0.00	0.00	0.00	0.00
400-902-105-00 HEALTH INSURANCE	0	0.00	0.00	0.00	0.00	0.00
400-902-106-00 RETIREMENT	0	0.00	0.00	0.00	0.00	0.00
400-902-109-00 ADJUST COMPENSATED ABSENC	0	0.00	0.00	0.00	0.00	0.00
TOTAL SALARIES & BENEFITS	0	0.00	0.00	0.00	0.00	0.00
CONTRACTUAL SERVICES						
400-902-221-00 TRAINING & CONTINUED EDUC	0	0.00	0.00	0.00	0.00	0.00
400-902-226-00 WORKERS COMP/ INSURANCE	0	0.00	0.00	0.00	0.00	0.00
TOTAL CONTRACTUAL SERVICES	0	0.00	0.00	0.00	0.00	0.00
COMMODITIES						
400-902-342-00 MAINTENANCE OF METER SHOP	0	0.00	0.00	0.00	0.00	0.00
400-902-343-00 VEHICLE MAINTENANCE	0	0.00	0.00	0.00	0.00	0.00
400-902-343-01 METER VEHICLE FUEL	0	0.00	0.00	0.00	0.00	0.00
400-902-344-00 GENERAL EQUIPMENT MAINTEN	0	0.00	0.00	0.00	0.00	0.00
400-902-345-00 UNIFORMS-PESONAL SAFETY E	0	0.00	0.00	0.00	0.00	0.00
400-902-346-00 REPLACEMENT NEW METERS, P	0	0.00	0.00	0.00	0.00	0.00
TOTAL COMMODITIES	0	0.00	0.00	0.00	0.00	0.00

DEPARTMENTAL EXPENDITURES	CURRENT BUDGET	CURRENT PERIOD	YEAR TO DATE ACTUAL	TOTAL ENCUMBERED	BUDGET BALANCE	% YTD BUDGET
NON-OPERATING EXPENSES						
400-902-999-00 CUST SERVICE-METER READ -	0	0.00	0.00	0.00	0.00	0.00
TOTAL NON-OPERATING EXPENSES	0	0.00	0.00	0.00	0.00	0.00

TOTAL WATER METERS	0	0.00	0.00	0.00	0.00	0.00
--------------------	---	------	------	------	------	------

OFFICE/ADMIN  
=====

SALARIES & BENEFITS						
400-920-101-00 AD & GE SALARIES BOARD	22,462	1,400.00	16,800.00	0.00	5,662.00	74.79
400-920-103-00 AD & GE OFFICE SALARIES	165,000	11,067.83	148,748.53	0.00	16,251.47	90.15
400-920-104-00 FICA TAX	14,500	953.61	12,663.94	0.00	1,836.06	87.34
400-920-105-00 HEALTH INSURANCE	22,000	1,148.18	18,118.33	0.00	3,881.67	82.36
400-920-106-00 RETIREMENT	15,800	974.17	12,748.14	0.00	3,051.86	80.68
400-920-109-00 ADJUST COMPENSATED ABSENC	0	0.00	0.00	0.00	0.00	0.00
TOTAL SALARIES & BENEFITS	239,762	15,543.79	209,078.94	0.00	30,683.06	87.20
CONTRACTUAL SERVICES						
400-920-211-00 UTILITIES - ELEC,GAS,PHON	2,000	102.15	1,895.94	0.00	104.06	94.80
400-920-221-00 TRAINING & CONTINUED EDUC	500	0.00	0.00	0.00	500.00	0.00
400-920-226-00 UNEMPLOYMENT/COMPENSATION	2,600	0.00	2,349.87	0.00	250.13	90.38
400-920-232-00 BOND ANNUAL FEE	0	0.00	0.00	0.00	0.00	0.00
TOTAL CONTRACTUAL SERVICES	5,100	102.15	4,245.81	0.00	854.19	83.25
COMMODITIES						
400-920-341-00 MATERIALS & SUPPLIES EXPE	28,000	3,257.14	32,218.41	0.00 (	4,218.41)	115.07
400-920-343-00 VEHICLE MAINTENANCE	0	0.00	0.00	0.00	0.00	0.00
400-920-347-00 GENERAL EQUIPMENT MAINTEN	0	0.00	0.00	0.00	0.00	0.00
400-920-348-00 MAINTENANCE & RENT-OFFICE	10,950	0.00	10,950.00	0.00	0.00	100.00
400-920-349-00 AUDITING EXPENSE	5,000	1,701.50	4,214.25	0.00	785.75	84.29
400-920-350-00 PROFESSIONAL & LEGAL EXPE	22,250	0.00	18,300.00	0.00	3,950.00	82.25
400-920-351-00 ENGINEERING EXPENSE	0	0.00	0.00	0.00	0.00	0.00
400-920-352-00 PROPERTY INSURANCE	64,000	4,971.30	63,634.06	0.00	365.94	99.43
400-920-353-00 PSC ASSESSMENTS	6,000	0.00	5,115.85	0.00	884.15	85.26
400-920-369-00 CUSTOMER DEP INTEREST PAI	700	1.32	120.36	0.00	579.64	17.19
TOTAL COMMODITIES	136,900	9,931.26	134,552.93	0.00	2,347.07	98.29
CAPITAL OUTLAY						
400-920-459-00 CAPITAL OUTLAY OFFICE	20,000	0.00	13,064.94	0.00	6,935.06	65.32
TOTAL CAPITAL OUTLAY	20,000	0.00	13,064.94	0.00	6,935.06	65.32
NON-OPERATING EXPENSES						
400-920-670-00 DEPOSIT INTEREST EXPENSE	0	0.00	0.00	0.00	0.00	0.00
400-920-999-00 ADM BOARD-BILLING MISC	44,000	154.01	48,250.59	0.00 (	4,250.59)	109.66
TOTAL NON-OPERATING EXPENSES	44,000	154.01	48,250.59	0.00 (	4,250.59)	109.66

TOTAL OFFICE/ADMIN	445,762	25,731.21	409,193.21	0.00	36,568.79	91.80
--------------------	---------	-----------	------------	------	-----------	-------



DEPARTMENTAL EXPENDITURES	CURRENT BUDGET	CURRENT PERIOD	YEAR TO DATE ACTUAL	TOTAL ENCUMBERED	BUDGET BALANCE	% YTD BUDGET
BAD DEBTS						
=====						
SALARIES & BENEFITS						
400-955-109-00 BAD DEBTS	0	0.00	0.00	0.00	0.00	0.00
TOTAL SALARIES & BENEFITS	0	0.00	0.00	0.00	0.00	0.00
<hr/>						
TOTAL BAD DEBTS	0	0.00	0.00	0.00	0.00	0.00
BOND PAYMENTS						
=====						
CONTRACTUAL SERVICES						
400-970-221-00 WATER BOND A 2016	270,000	22,481.88	270,318.71	0.00 (	318.71)	100.12
400-970-221-01 WATER BOND 2016 RESERVE	0	0.00	0.00	0.00	0.00	0.00
TOTAL CONTRACTUAL SERVICES	270,000	22,481.88	270,318.71	0.00 (	318.71)	100.12
<hr/>						
TOTAL BOND PAYMENTS	270,000	22,481.88	270,318.71	0.00 (	318.71)	100.12
CAPITAL/PROJECTS						
=====						
SALARIES & BENEFITS						
400-999-110-00 PAINT WATER TANKS	0	0.00	0.00	0.00	0.00	0.00
400-999-120-00 METER READER HANDHELD UPG	0	0.00	0.00	0.00	0.00	0.00
400-999-130-00 BOAT&AC GRANT 2020	0	0.00	0.00	0.00	0.00	0.00
400-999-140-00 ISLAND AVE 6" TO REPLACE	0	0.00	0.00	0.00	0.00	0.00
400-999-163-00 PLANT LAB UPGRADE	0	0.00	0.00	0.00	0.00	0.00
400-999-170-00 ATLANTIC CST PIPEL PASSTH	0	0.00	0.00	0.00	0.00	0.00
400-999-172-00 KENNEDY HYDRANT REPLACEMENT	0	0.00	0.00	0.00	0.00	0.00
400-999-173-00 MEADE - COLLEGE TO CAMDEN	0	0.00	0.00	0.00	0.00	0.00
400-999-176-00 LIGHTBURN STREET	0	0.00	0.00	0.00	0.00	0.00
400-999-177-00 VALLEY GREEN MASTER METER	0	0.00	0.00	0.00	0.00	0.00
400-999-178-00 HYDRANT UPGRADE TO STEAME	0	0.00	0.00	0.00	0.00	0.00
400-999-187-00 BRIDGE METER SHOP TO CHEM	0	0.00	0.00	0.00	0.00	0.00
400-999-188-00 BRUSHY FORK LANE WIDENING	0	0.00	0.00	0.00	0.00	0.00
400-999-189-00 RENEW 84 METER SERVICES	0	0.00	0.00	0.00	0.00	0.00
400-999-190-00 VARIOUS OTHER PROJECTS	4,000	0.00	2,148.12	0.00	1,851.88	53.70
400-999-191-00 HOUSING AUTHORITY METERIN	0	0.00	0.00	0.00	0.00	0.00
400-999-197-00 PAINTING INT N. BKH TANK	0	0.00	0.00	0.00	0.00	0.00
TOTAL SALARIES & BENEFITS	4,000	0.00	2,148.12	0.00	1,851.88	53.70
NON-OPERATING EXPENSES						
400-999-602-00 INTAKE LARGE COMPRESSOR	0	0.00	0.00	0.00	0.00	0.00
400-999-612-00 WATER PLANT PROJ PHASE 1	0	0.00	0.00	0.00	0.00	0.00
400-999-613-00 KNOLLWOOD 4" TAP	0	0.00	0.00	0.00	0.00	0.00
400-999-619-00 24 MISC VALVES TO REPLACE	0	0.00	0.00	0.00	0.00	0.00

DEPARTMENTAL EXPENDITURES	CURRENT BUDGET	CURRENT PERIOD	YEAR TO DATE ACTUAL	TOTAL ENCUMBERED	BUDGET BALANCE	% YTD BUDGET
400-999-620-00 EMERG GEN @ BOOSTER STATI	0	0.00	0.00	0.00	0.00	0.00
400-999-621-00 PAINT INT. ST. JOE TANK	0	0.00	0.00	0.00	0.00	0.00
400-999-622-00 LEWIS LINE EXTENTION	0	0.00	0.00	0.00	0.00	0.00
400-999-623-00 CORR H SOUTH WATER LINE	0	0.00	0.00	0.00	0.00	0.00
400-999-624-00 PAINT EXT. ST. JOE TANK	0	0.00	0.00	0.00	0.00	0.00
400-999-625-00 14 NEW CITY/COUNTY HYDRAN	0	0.00	0.00	0.00	0.00	0.00
400-999-626-00 COMMERCIAL LAWNMOWER	0	0.00	0.00	0.00	0.00	0.00
400-999-627-00 GPS & LAPTOP	0	0.00	0.00	0.00	0.00	0.00
400-999-628-00 ST JOE CHECK VALVE SYSTEM	0	0.00	0.00	0.00	0.00	0.00
400-999-665-00 DEPRECIATION FUND (NEW PL	0	0.00	0.00	0.00	0.00	0.00
400-999-666-00 VICTORIA HILL TANK	0	0.00	0.00	0.00	0.00	0.00
400-999-667-00 FILTER MEDIA REPLACEMENT	0	0.00	0.00	0.00	0.00	0.00
400-999-668-00 REBUILD ALTITUDE AND PRV	0	0.00	0.00	0.00	0.00	0.00
400-999-669-00 EWMS GRANT EXP EARLYWARNI	13,200	0.00	13,163.00	0.00	37.00	99.72
400-999-670-00 BATTLE GREEN -BR FRK RELO	0	0.00	0.00	0.00	0.00	0.00
400-999-671-00 REPLACE FLAT METER LIDS	0	0.00	0.00	0.00	0.00	0.00
400-999-672-00 LEAK DETECTION EQUIPMENT	0	0.00	0.00	0.00	0.00	0.00
400-999-673-00 CLOW TANK BIO FILM REMOVA	0	0.00	0.00	0.00	0.00	0.00
400-999-674-00 REPLACE CREW TRUCK	0	0.00	0.00	0.00	0.00	0.00
400-999-675-00 BOOM TRUCK/SLUDGE	73,600	0.00	73,506.00	0.00	94.00	99.87
400-999-676-00 PLANT AIR COMPRESSOR	36,000	36,205.00	36,205.00	0.00 (	205.00)	100.57
400-999-677-00 SLUDGE PUMPS	0	0.00	0.00	0.00	0.00	0.00
400-999-678-00 PLANT FLOW METER	0	0.00	0.00	0.00	0.00	0.00
400-999-679-00 LIME/SODA ASH FEEDER	0	0.00	0.00	0.00	0.00	0.00
400-999-680-00 VFD-H.S PUMP	0	0.00	0.00	0.00	0.00	0.00
400-999-681-00 SCADA TANK/PUMP STATION	64,947	0.00	64,940.73	0.00	6.27	99.99
400-999-681-01 THURMAN AVE PROJECT	52,000	0.00	51,081.40	0.00	918.60	98.23
400-999-682-00 RAW WATER TURB METER	0	0.00	0.00	0.00	0.00	0.00
400-999-682-01 PROPERTY PURCHASE 161 WOO	0	0.00	0.00	0.00	0.00	0.00
400-999-682-02 DRAINS IN MASTER METER PI	0	0.00	0.00	0.00	0.00	0.00
400-999-682-03 XREA PUMPS FOR PUMPSTATIO	0	0.00	0.00	0.00	0.00	0.00
400-999-682-04 SUPERVISOR TRUCK	20,769	1,750.28	23,150.08	0.00 (	2,381.08)	111.46
400-999-682-05 BACKHOE	8,000	0.00	6,450.00	0.00	1,550.00	80.63
400-999-682-06 CAPSTONE REPAIR WTP BLDGS	0	0.00	0.00	0.00	0.00	0.00
400-999-682-07 ROOFING SEAM REPAIR	0	0.00	0.00	0.00	0.00	0.00
400-999-682-08 CADD SOFTWARE LICENSE	0	0.00	0.00	0.00	0.00	0.00
400-999-682-09 TANK MIXERS TENNERTON TAN	0	0.00	0.00	0.00	0.00	0.00
400-999-682-10 N BUCKHANNON TANK CAGE	0	0.00	0.00	0.00	0.00	0.00
400-999-682-11 CHEMICAL PUMP	0	0.00	0.00	0.00	0.00	0.00
400-999-682-12 DEER CREEK LINE	13,000	0.00	12,028.31	0.00	971.69	92.53
400-999-683-00 SECURITY GATE	0	0.00	0.00	0.00	0.00	0.00
400-999-684-00 TANK INSPECTIONS	0	0.00	0.00	0.00	0.00	0.00
400-999-685-00 SECURITY FENCING ALL TANK	0	0.00	0.00	0.00	0.00	0.00
400-999-686-00 REBUILD ALTITUDE AND PRV	0	0.00	0.00	0.00	0.00	0.00
400-999-687-00 FLOW METER TENNERTON	0	0.00	0.00	0.00	0.00	0.00
400-999-688-00 MASTER METERS COLLEGE	0	0.00	0.00	0.00	0.00	0.00
400-999-689-00 DRAINS IN MASTER METER PI	0	0.00	0.00	0.00	0.00	0.00
400-999-690-00 EXTRA PUMPS FOR PS	0	0.00	0.00	0.00	0.00	0.00
400-999-691-00 SECURITY FOR TANKS/PS	0	0.00	0.00	0.00	0.00	0.00
400-999-692-00 BACKHOE	0	0.00	0.00	0.00	0.00	0.00



DEPARTMENTAL EXPENDITURES	CURRENT BUDGET	CURRENT PERIOD	YEAR TO DATE ACTUAL	TOTAL ENCUMBERED	BUDGET BALANCE	% YTD BUDGET
400-999-693-00 CAPSTONE REPAIR WTP	0	0.00	0.00	0.00	0.00	0.00
400-999-694-00 18' SILENT CHECK VALVE	0	0.00	0.00	0.00	0.00	0.00
400-999-695-00 3 & 4 FILTER REHAB	0	0.00	0.00	0.00	0.00	0.00
TOTAL NON-OPERATING EXPENSES	281,516	37,955.28	280,524.52	0.00	991.48	99.65
TOTAL CAPITAL/PROJECTS	285,516	37,955.28	282,672.64	0.00	2,843.36	99.00
TOTAL EXPENDITURES	2,847,599	259,699.21	2,602,219.22	8,873.97	236,505.81	91.69
REVENUE OVER/(UNDER) EXPENDITURES	( 554,864) (	7,644.80)	268,582.45 (	8,873.97) (	814,572.48)	46.81-

07-12-2023 06:49 PM

DISBURSEMENTS 6/1/23 to 6/30/23

FUND: WATER

DEPARTMENT	VENDOR NAME	GL ACCOUNT	ACCOUNT DESCRIPTION	DESCRIPTION	AMOUNT
RESERVIOIR MANGMT DAM	MON POWER	601-211-00	UTILITIES - ELEC,GAS	110088822306 OHIO LIFT STA	1,647.15
		601-211-00	UTILITIES - ELEC,GAS	110136713804 EWMS 262 TALL	8.53
		601-211-00	UTILITIES - ELEC,GAS	110161992976 DEVELOPMT LN P	351.48
	PRECISION PUMP & VALVE SERVI	601-342-00	MAINTENANCE RIVER IN	INTAKE 2 RAW PUMP REPAIR	1,999.00
				TOTAL:	4,006.16
WATER PLANT	UNIFIRST CORP.	642-345-00	UNIFORMS PERSONAL SA	ALL DEPT UNIFORMS JUNE 202	260.44
		642-345-00	UNIFORMS PERSONAL SA	ALL DEPT UNIFORMS MAY 2023	215.44
	HACH CHEMICAL CO	642-346-00	MAINT TREATMENT PLAN	PH PROBE & METER	2,927.04
	RITE-WAY HEATING & PLUMBING	642-346-00	MAINT TREATMENT PLAN	PARTS RAW TUBITITY MOTOR	26.32
	POLLARD WATER	642-346-00	MAINT TREATMENT PLAN	RPZ FOR SLUDGE ROOM	1,776.76
	WV PUBLIC EMPLOYEES INSURANC	642-105-00	HEALTH INSURANCE	WATER JUN 2023 HEALTH INS	1,817.04
		642-105-00	HEALTH INSURANCE	WAT JUN RETIREE'S INS	280.00
	MOUNTAINEER GAS COMPANY	642-211-00	UTILITIES - ELEC, GA	356643-423105 WOOD ST	51.15
		642-211-00	UTILITIES - ELEC, GA	265523-309439 WOOD ST NEW	346.17
	GLOBAL EQUIPMENT CO.	642-346-00	MAINT TREATMENT PLAN	LOCKERS - CHLORINE MASKS	880.94
	LOWES BUSINESS ACCOUNTS	642-342-00	MAINT TREATMENT PLAN	SHOP VAC, SCREWDRIVER SET	250.73
		642-342-00	MAINT TREATMENT PLAN	PAINT SPLS FRONT OF PLANT	94.59
		642-346-00	MAINT TREATMENT PLAN	STOVE - PLANT BREAK ROOM	664.05
	ACE HARDWARE & CONTRACTOR SU	642-346-00	MAINT TREATMENT PLAN	VAC HOSE	41.99
	WV MUNICIPAL LEAGUE	642-226-00	UNEMPLOYMENT/COMPENS	WATER 2ND QTR 2023 UNEMPLO	58.22
	WV PUBLIC EMPLOYEES RETIREME	642-106-00	RETIREMENT	WV RETIREMENT CONTRIBUTION	632.16
		642-106-00	RETIREMENT	WV RETIREMENT CONTRIBUTIGN	657.11
		642-106-00	RETIREMENT	WV RETIRE TIER2 CONTRIBUTI	489.60
		642-106-00	RETIREMENT	WV RETIRE TIER2 CONTRIBUTI	540.59
	BENNY'S BOOT HILL	642-399-00	PLANT MISCELLANEOUS	PCRD-RUBBER STEEL TOE BOOT	143.91
	PHOENIX SOLUTIONS LLC	642-348-00	CHEMICAL COSTS	CHEMICALS	21,013.58
	RAVEN ROCK NETWORKS INC	642-346-00	MAINT TREATMENT PLAN	ANTENNA FOR WATER PLANT IN	650.00
	CORE & MAIN LP	642-346-00	MAINT TREATMENT PLAN	PLUG FOR CLEARWELL	1,020.00

07-12-2023 06:49 PM

DISBURSEMENTS 6/1/23 to 6/30/23

FUND: WATER

DEPARTMENT	VENDOR NAME	GL ACCOUNT	ACCOUNT DESCRIPTION	DESCRIPTION	AMOUNT
	USA BLUE BOOK/ HD SUPPLY FAC	642-347-00	PLANT LAB MAINT & SU	LAB SUPPLIES	1,460.95
	THE SIGN GUY LLC	642-399-00	PLANT MISCELLANEOUS	TSHIRTS W. REFLECTIVE	1,865.00
	CRITES ELECTRICAL SUPPLY INC	642-346-00	MAINT TREATMENT PLAN	CONDUIT FOR FEEDER LINE	12.60
	S.R. HARPER, INC.	642-346-00	MAINT TREATMENT PLAN	PUMP FOR COAG FEEDER	3,342.13
	INTERNAL REVENUE SERVICE	642-104-00	FICA TAX	FICA WITHHELD AND MATCHED	774.10
		642-104-00	FICA TAX	FICA WITHHELD AND MATCHED	826.53
		642-104-00	FICA TAX	MEDICARE WITHHELD & MATCHE	181.04
		642-104-00	FICA TAX	MEDICARE WITHHELD & MATCHE	193.30
	CLARKSBURG WATER BOARD	642-349-00	COMPLIANCE MONITORIN	JUNE BACT SAMPLES	230.00
	AMAZON.COM	642-346-00	MAINT TREATMENT PLAN	PCRD-STEEL TOE BOOTS THOMA	199.50
		642-346-00	MAINT TREATMENT PLAN	PCRD-PIPETTE TIPS	22.98
		642-346-00	MAINT TREATMENT PLAN	PCRD-FURNANCE FILTER	54.94
		642-346-00	MAINT TREATMENT PLAN	PCRD-OIL FOR HI SERVICE PU	2,054.35
		642-346-00	MAINT TREATMENT PLAN	PCRD-STEEL TOE BOOTS THOMA	176.25
		642-346-00	MAINT TREATMENT PLAN	PCRD-2 50LB BOXES RAGS	215.52
		642-346-00	MAINT TREATMENT PLAN	PCRD-PRINTER PAPER DEWALT	1,240.74
	PACE ANALYTICAL SERVICES LLC	642-349-00	COMPLIANCE MONITORIN	MAY 2023 WATER ANALYSIS	500.00
	PAYFLEX	642-105-00	HEALTH INSURANCE	WATER MAY 2023 HSA FEES	13.00
		642-105-00	HEALTH INSURANCE	WATER JUN 2023 HSA FEES	13.00
	LYNX WV INC	642-211-00	UTILITIES - ELEC, GA	JUNE 2023 ANTENNA RENTAL	35.00
	AT&T MOBILITY	642-211-00	UTILITIES - ELEC, GA	PCRD-MAY 2023 CELL PHN GEO	291.98
		642-211-00	UTILITIES - ELEC, GA		333.51
	DENNIS SALES & SERVICE, INC.	642-346-00	MAINT TREATMENT PLAN	GAS CHLORINATOR	3,585.21
	WORLD FUEL SERVICES, INC.	642-399-00	PLANT MISCELLANEOUS	OIL SOCKS	94.19
		642-343-01	PLANT VEHICLE FUEL	DIESEL FUEL FOR GENERATOR	1,398.59
		642-343-01	PLANT VEHICLE FUEL	WATER MAY 2023 FUEL BILL	231.46
	FREEDOM AG & ENGERY COOPERAT	642-342-00	MAINT TREATMENT PLAN	REPAIR A/C IN VFD ROOM	194.99
	WV NEWS	642-341-00	OFFICE EXPENSE	LGL AD AIR COMPRSSR WATER	76.27
		642-349-00	COMPLIANCE MONITORIN	2023 CONSUMER CONFID REPOR	460.13
	FRONTIER	642-211-00	UTILITIES - ELEC, GA	472-8628-030719-4 WAT FAX	45.01
	SUMMIT TRANSPORT & ENVIRONME	642-346-00	MAINT TREATMENT PLAN	VAC SVC CANCELLATION	500.00
	**PAYROLL EXPENSES			6/01/2023 - 6/30/2023	25,771.73
				TOTAL:	81,231.83
WATER LINES	MON POWER	660-211-00	UTILITIES - ELEC,GAS	110085340724 BRUSHY FORKP	104.67
		660-211-00	UTILITIES - ELEC,GAS	110088895773 TANK #3	5.79
		660-211-00	UTILITIES - ELEC,GAS	110117519980 2425 BRUSHY F	5.00
		660-211-00	UTILITIES - ELEC,GAS	110152507908 300 CLARKSBUR	5.94
	UNIFIRST CORP.	660-345-00	UNIFORMS-PERSONAL SA	ALL DEPT UNIFORMS JUNE 202	260.44
		660-345-00	UNIFORMS-PERSONAL SA	ALL DEPT UNIFORMS MAY 2023	215.44
	REGION VII PLANNING PDC	660-353-00	MAPPING & LINE LOCAT	GIS SERVICES 4/1-6/15/23	412.50
		660-353-00	MAPPING & LINE LOCAT	GIS SERVICES 4/1-6/15/23	907.50
	AIRGAS USA, LLC	660-344-00	GENERAL EQUIPMENT MA	TANK LEASE 7/1-6/30	124.00
	POTESTA & ASSOCIATES INC	660-352-00	NEW SERVICES, UPGRAD	IND PARK BS DIAGNOSTIC MT	3,000.00
	WV PUBLIC EMPLOYEES INSURANC	660-105-00	HEALTH INSURANCE	WATER JUN 2023 HEALTH INS	4,124.36
		660-105-00	HEALTH INSURANCE	WAT JUN RETIREE'S INS	700.00
	MOUNTAINEER GAS COMPANY	660-211-00	UTILITIES - ELEC,GAS	356643-423105 WOOD ST	51.16
		660-211-00	UTILITIES - ELEC,GAS	265523-309439 WOOD ST NEW	346.18
	ADVANCE AUTO PARTS	660-352-00	NEW SERVICES, UPGRAD	BATTERIES TENN BOOSTER ST	168.82
		660-344-00	GENERAL EQUIPMENT MA	DIESEL EXHAUST FLUID	22.80
	MISS UTILITY OF WEST VIRGINI	660-353-00	MAPPING & LINE LOCAT	MAY 2023 LOCATE MESSAGE FE	70.52
	LOWES BUSINESS ACCOUNTS	660-352-00	NEW SERVICES, UPGRAD	PCRD-HYDRANT PAINT	57.98
		660-352-00	NEW SERVICES, UPGRAD	PCRD-HYDRANT PAINT	173.94
		660-344-00	GENERAL EQUIPMENT MA	HOOKS BACKHOE BUCKET	19.16



07-12-2023 06:49 PM		DISBURSEMENTS 6/1/23 to 6/30/23			
FUND: WATER					
DEPARTMENT	VENDOR NAME	GL ACCOUNT	ACCOUNT DESCRIPTION	DESCRIPTION	AMOUNT
	BRUFFEY TRUCKING INC	660-352-00	NEW SERVICES, UPGRAD	3/4 CR STONE THURMAN AVE	555.12
	STATE EQUIPMENT INC.	660-344-00	GENERAL EQUIPMENT MA	MIRROR MINI TRACK HOE	375.00
	MOUNTAIN STATE ELECTRICAL CO	660-347-00	BOOSTER PUMP BLDG EQ	REPAIR GENERATOR IND PARK	912.50
	WV PUBLIC EMPLOYEES RETIREME	660-106-00	RETIREMENT	WV RETIREMENT CONTRIBUTION	1,239.27
		660-106-00	RETIREMENT	WV RETIREMENT CONTRIBUTION	1,205.50
		660-106-00	RETIREMENT	WV RETIRE TIER2 CONTRIBUTI	230.40
		660-106-00	RETIREMENT	WV RETIRE TIER2 CONTRIBUTI	230.40
—	FERGUSON WATERWORKS	660-352-00	NEW SERVICES, UPGRAD	COUPLINGS , KEY VALVES	388.00
		660-352-00	NEW SERVICES, UPGRAD	TRACER WIRE	480.00
		660-352-00	NEW SERVICES, UPGRAD	SERVICE LINE PARTS	6,077.43
		660-352-00	NEW SERVICES, UPGRAD	FLAT LIDS & VALVE BOXES	1,966.20
—	JOHN P PLACE, INC	660-352-00	NEW SERVICES, UPGRAD	MISSION EQUIP. IND PRK BS	10,170.57
		660-352-00	NEW SERVICES, UPGRAD	MISSION CTRLS TENN BOOSTE	9,375.00
	WV RURAL WATER ASSOCIATION	660-352-00	NEW SERVICES, UPGRAD	PCRD-REG FEE WVRWA CONF	210.80
		660-352-00	NEW SERVICES, UPGRAD	PCRD-REG FEE WVRWA CONF	160.12
	CORE & MAIN LP	660-352-00	NEW SERVICES, UPGRAD	MJ GLANDS, METER COUPLING	48.57
		660-352-00	NEW SERVICES, UPGRAD	SVC & MAIN LINE MATERIALS	2,048.38
		660-352-00	NEW SERVICES, UPGRAD	MJ GLANDS, METER COUPLING	167.36
		660-352-00	NEW SERVICES, UPGRAD	MJ GLANDS, METER COUPLING	195.87
	INTERNAL REVENUE SERVICE	660-104-00	FICA TAX	FICA WITHHELD AND MATCHED	1,017.15
		660-104-00	FICA TAX	FICA WITHHELD AND MATCHED	993.76
		660-104-00	FICA TAX	MEDICARE WITHHELD & MATCHE	237.89
		660-104-00	FICA TAX	MEDICARE WITHHELD & MATCHE	232.42
	AMAZON.COM	660-352-00	NEW SERVICES, UPGRAD	PCRD-HUNTER SPRINKLER NODE	457.97
		660-344-00	GENERAL EQUIPMENT MA	PCRD-AUTO FLUSHER PARTS TE	513.82
	SUNBELT RENTALS	660-344-00	GENERAL EQUIPMENT MA	BUSHING FOR COMPRESSOR	27.36
		660-352-00	NEW SERVICES, UPGRAD	WALK BEHIND SAW	2,706.00
	PAYFLEX	660-105-00	HEALTH INSURANCE	WATER MAY 2023 HSA FEES	29.25
		660-105-00	HEALTH INSURANCE	WATER MAY 2023 HSA FEES	3.25
		660-105-00	HEALTH INSURANCE	WATER JUN 2023 HSA FEES	32.50
	OGLEBAY RESORT & CONFERENCE	660-352-00	NEW SERVICES, UPGRAD	PCRD-LODGING AT WVRWA CONF	466.47
		660-352-00	NEW SERVICES, UPGRAD	PCRD-LODGING AT WVRWA CONF	466.47
	AT&T MOBILITY	660-211-00	UTILITIES - ELEC,GAS	PCRD-MAY 2023 CELL PHN GEO	291.97
		660-211-00	UTILITIES - ELEC,GAS		333.51
	WORLD FUEL SERVICES, INC.	660-343-01	LINE VEHICLE FUEL	WATER MAY 2023 FUEL BILL	1,341.34
	FRONTIER	660-211-00	UTILITIES - ELEC,GAS	472-8628-030719-4 WAT FAX	45.02
	**PAYROLL EXPENSES			6/01/2023 - 6/30/2023	32,284.01
				TOTAL:	88,292.85

07-12-2023 06:49 PM		DISBURSEMENTS 6/1/23 to 6/30/23				
FUND: WATER						
DEPARTMENT	VENDOR NAME	GL ACCOUNT	ACCOUNT DESCRIPTION	DESCRIPTION	AMOUNT	
	DAVID L HOWELL CPA	920-349-00	AUDITING EXPENSE	PARTIAL BILL 2022 AUDIT	1,701.50	
	SURVEY MONKEY	920-341-00	MATERIALS & SUPPLIES	PCRD-YEARLY SUBSCRIPTION F	75.00	
	WALMART STORES INC -BUCKHAMN	920-341-00	MATERIALS & SUPPLIES	CLEANING SPPLS CITY HALL	27.45	
		920-341-00	MATERIALS & SUPPLIES	CLEANING SPPLS CITY HALL	27.31	
	INTERNAL REVENUE SERVICE	920-104-00	FICA TAX	FICA WITHHELD AND MATCHED	454.65	
		920-104-00	FICA TAX	FICA WITHHELD AND MATCHED	318.22	
		920-104-00	FICA TAX	MEDICARE WITHHELD & MATCHE	106.32	
		920-104-00	FICA TAX	MEDICARE WITHHELD & MATCHE	74.42	
	AMAZON.COM	920-341-00	MATERIALS & SUPPLIES	PCRD-STAPLER STICKER PAPER	27.19	
		920-341-00	MATERIALS & SUPPLIES	PCRD-STRESS MATS FILE FOLD	34.85	
	PAYFLEX	920-105-00	HEALTH INSURANCE	WATER MAY 2023 HSA FEES	6.50	
		920-105-00	HEALTH INSURANCE	WATER JUN 2023 HSA FEES	6.50	
	AT&T MOBILITY	920-211-00	UTILITIES - ELEC,GAS	PCRD-MAY 2023 CELL PHN GEO	50.57	
		920-211-00	UTILITIES - ELEC,GAS		51.58	
	UPSHUR COUNTY CLERK	920-341-00	MATERIALS & SUPPLIES	E CRAWFORD LIEN ESTATE	5.00	
	FP FINANCE PROGRAM	920-341-00	MATERIALS & SUPPLIES	JUNE 2023 MAILER & INSRT	94.30	
	OPTIMUM B2B, DEPT. 1264	920-999-00	ADM BOARD-BILLING MI	JUNE 2023 CITY HALL INTERN	2.12	
	ROSSMAN & CO/PCB CORP	920-341-00	MATERIALS & SUPPLIES	MAY 2023 UTILITY COLLECTIO	33.00	
	**PAYROLL EXPENSES			6/01/2023 - 6/30/2023	12,467.83	
				TOTAL:	25,727.49	
	BOND	MUNICIPAL BOND COMM OF WV	970-221-00	WATER BOND A 2016	WATER BOND A PYMT JUNE 202	22,481.88
					TOTAL:	22,481.88
CAPITAL/PROJECTS	ENTERPRISE FM TRUST	999-682-04	SUPERVISOR TRUCK	25H3G4 21 RAM 1500 LEASE P	405.29	
		999-682-04	SUPERVISOR TRUCK	23W5D4 2021 NISSAN LEASE P	322.35	
		999-682-04	SUPERVISOR TRUCK	23W5D8 2021 NISSAN LEASE P	378.29	
		999-682-04	SUPERVISOR TRUCK	23W5DC 2021 NISSAN LEASE P	322.18	
		999-682-04	SUPERVISOR TRUCK	23W5DG 2021 NISSAN LEASE P	322.18	
	SUNBELT RENTALS	999-676-00	PLANT AIR COMPRESSOR	AIR COMPRESSOR	36,205.00	
				TOTAL:	37,955.28	

Motion Nestor/Rizo to accept June 2023 Financial Report. Motion carried.

D. Department Report  
D.1 Water Department Report-Kelly Arnold

CITY OF BUCKHAMNON WATER DEPARTMENT  
Monthly Report for June 2023

- Water leaks-1
- Weekly safety meetings.
- Locates.
- Renewed service -0
- New Services-1
- Residential meters changed-7
- Residential meters tested-0

- Started meter change out.
- Thurman Ave.
- Madison St. Park finished water connections
- Public Service District meters tested-0
- Meter testing.
- Meter barrel repairs.
- Cleaned basins
- Repaired fluoride tap/line.
- Replaced RPZ in sludge room.
- Replaced bearing on floc basin.
- Inventory completed.
- All meters were read in system
- Clearing brush and grass from right of ways and tank sites
- Clearing meter barrel lids.
- Continuing to paint hydrants.
- Cleaning out valve boxes
- Repair meter barrels
- Maintenance booster stations.
- GPS valves, services, leaks for past year.
- 61.4 million gallons of water treated for month of 2.05 million a day.
- Cost per million gallons treated for June \$307.39
- 43355 gallons of water hauled from plant.
- Off & On Reports / Customer complaints answered. -239
- Non-Payments
- Continue to work on back-flow/cross-conn. Program.
- Maintenance equipment.

Month:        Jun-21

			Monthly Total	Y-T-D	
Million Gallons Treated:			59.5	767.435	
Total Chemical Treatment Cost:			9850.278	114186.2	
Cost per Million Gallons:			165.5509	148.7894	
Chemical	Cost	Unit	Amount Used (lbs)	Monthly Cost	Y-T-D Cost
Carbon	1.064	lb	352	374.528	3919.696
Chlorine	0.375	lb	1660	622.5	7173
Fluoride	0.55	lb	400	220	2612.5
KMnO4	3.00	lb	443	1329	12489
NaMno4	1.4	lb		0	0
Lime	0.15	lb	1300	195	2530.5
Premier Pac	0.35	lb	12040	4214	47567.52
Soda Ash	0.295	lb	7450	2197.75	28361.5
Sodium Hex	1.55	lb	450	697.5	9532.5
Smart-Phos	14.16	GAL	0	0	0
				9850.278	114186.2



Unaccounted For Water through June 30, 2023

		Plant	Distribution	Sold to	Sold to	Percent
	Produced (a.)	Loss (b.)	Loss (c.)	City (d.)	PSDs (e.)	Loss
Jul-22	58,956,208	1,216,873	317,957	19,730,900	33,160,900	7.68%
Aug-22	60,272,641	1,189,148	64,280	19,185,100	32,789,900	11.69%
Sep-22	56,970,337	1,153,355	73,000	21,344,900	31,853,000	4.47%
Oct-22	57,576,705	1,117,423	1,568,820	20,275,500	32,099,700	4.37%
Nov-22	57,836,763	1,076,741	435,500	20,679,200	31,379,300	7.38%
Dec-22	66,197,976	1,020,057	1,344,767	19,955,400	30,981,500	19.48%
Jan-23	65,376,313	1,111,181	320,000	22,388,700	39,355,000	3.37%
Feb-23	57,269,780	933,074	129,090	19,785,700	33,373,600	5.32%
Mar-23	61,661,461	994,501	471,540	17,564,200	32,007,100	17.23%
Apr-23	58,360,029	975,780	128,990	20,209,100	39,914,500	-4.91%
May-23	61,963,142	1,088,908	158,000	19,435,100	33,399,400	12.72%
Jun-23	61,441,051	1,317,971	86,200	20,652,400	39,396,700	-0.02%
Totals:	723,882,406	13,195,012	5,098,144	241,206,200	409,710,600	7.55%

**D.2 Private Hydrants:** Water Plant Supervisor, Kelly Arnold, drafted a letter and sent it to City Attorney, Thomas O'Neill for review to send to the owners of private fire hydrants. The letter states that the Water Board has elected to discontinue the testing of hydrants that are not owned by the City, therefore; they will be responsible, not us. Hopefully, we will have the final letter by the next meeting. Mr. McCauley recommends attaching a copy of the PSC order. Mr. Arnold also stated that the water department works closely with the fire department, and that the fire department knows which hydrants perform adequately. Mayor Skinner stated that we need to look at September or October for a meeting with the P.S.D's and to make fire hydrants the topic of discussion.

**D.3 Industrial Park Update**

**D.4 ARPA Projects Update:** We have 3 out of the 4 right of ways. Contractor can start soon. Water ARPA may be wrapped up by fall.

**D.5 FEMA Generator Update:** Project is finished and will probably be wrapped up in a week.

**E. Correspondence and Information**

**E.1 Mt. Hope Water Association Meeting Minutes-May 2023**

Mt Hope Water Association Minutes  
Board of Directors Regular May Meeting - 5/15/2023

The Regular Board of Directors Meeting of the Mt Hope Water Association was held on Monday, May 15, at 6:00 pm, at the Mt Hope Water Office. The meeting was called to order by President Donnie Tenney, board members in attendance were, Nicholas Cutright, Tom Davis, Deborah Cvechko, Navonda Tenney and Marcella Kelley. Also in attendance were Secretary/Treasurer Laurie Adams and Chief Operator Jeff May.

Minutes from the previous Regular Meeting were approved, a motion was made by Marcella, motion carried. The Treasurer's Report was presented along with the past month's bank statements, they were accepted for audit. The Truck Report was presented and approved. The Mt Hope Monthly Report was presented and approved. The Water Loss Report was reviewed and approved. Jeff presented the Operator's Report. Pictures of an issue with a customer's driveway were discussed. The board will discuss it further, once the customer makes their actual request known in writing or attends a meeting. The leak adjustments presented were approved, a motion was made by Nicholas, motion carried.

An update on the Water Improvement/Maintenance Project was discussed. The Preliminary Engineering Report was completed and shared with the board members by email. The request for funding through IJDC has passed Executive Director Review. The work on the welded tank at Wilfong Hill has been completed by Complete Restoration. After the tank is sanitized and refilled, a water sample will have to be taken. A motion was made by Nicholas, to pay Spike Tenney \$100 to assist in gathering that sample, motion passed. A motion was made by Marcella to pay the Complete Restoration invoice out of the Depreciation fund and open a new account for depreciation that will have a lower minimum balance, motion carried. The valves previously decided to be installed by Atlas, will not be installed. Atlas ran into difficulty accessing the area. A motion was made by Nicholas to no longer pursue installing the valves

and if they cannot be returned, to advertise them for sale with other water utilities, motion carried. The Extreme Endeavors invoice for tank level monitoring was discussed. A motion was made by Marcella to approve paying the Extreme Endeavors invoice, motion carried. The board discussed options of hiring a part-time field technician now that Matthew Orsburn has left as of May 12, 2023. If any of the possibilities discussed do not work out, we will likely advertise publicly. Jeff’s medical leave is no longer immediate, it is however, important to get someone hired to learn the system. Laurie discussed the financial issues we have experienced the past couple of months. The high water bills from the City of Buckhannon, large leaks and unexpected, added costs for the welded tanks maintenance have put a strain on the finances. A motion was made by Debbie to withdraw the amount of our USDA loans in June, from Debt Reserve, if necessary, motion passed. There being no further business to discuss, Tom made a motion to adjourn the meeting at 7:37 p.m., motion carried.

Secretary/Treasurer - Laurie Adams

E.2 Elkins Road P.S.D. Budget FY 2023/24

ELKINS ROAD P.S.D. ANNUAL BUDGET JULY 1, 2023 - JUNE 30, 2024												
INCOME/REVENUES	PROPOSED 2023 - 2024		LAST YEAR 2022 - 2023		2 YEARS AGO 2021 - 2022		3 YEARS AGO 2020 - 2021		4 YEARS AGO 2019 - 2020		5 YEARS AGO 2018 - 2019	
	MONTHLY	ANNUAL	MONTHLY	ANNUAL	MONTHLY	ANNUAL	MONTHLY	ANNUAL	MONTHLY	ANNUAL	MONTHLY	ANNUAL
INTEREST INCOME	\$ 2.00	\$ 24.00	\$ 2.00	\$ 24.00	\$ 2.00	\$ 24.00	\$ 2.00	\$ 24.00	\$ 2.00	\$ 24.00	\$ 2.50	\$ 30.00
SALE OF WATER - RESIDENT	\$ 72,000.00	\$ 864,000.00	\$ 71,000.00	\$ 852,000.00	\$ 66,000.00	\$ 792,000.00	\$ 45,000.00	\$ 540,000.00	\$ 44,890.00	\$ 538,680.00	\$ 43,623.00	\$ 523,476.00
SALE OF WATER - COMMERCIAL	\$ 3,000.00	\$ 36,000.00	\$ 3,000.00	\$ 36,000.00	\$ 3,500.00	\$ 42,000.00	\$ 2,000.00	\$ 24,000.00	\$ 2,000.00	\$ 24,000.00	\$ 2,000.00	\$ 24,000.00
LATE CHARGES - RESIDENT	\$ 1,000.00	\$ 12,000.00	\$ 1,000.00	\$ 12,000.00	\$ 1,000.00	\$ 12,000.00	\$ 1,000.00	\$ 12,000.00	\$ 1,000.00	\$ 12,000.00	\$ 850.00	\$ 10,200.00
LATE CHARGES - COMM	\$ 25.00	\$ 300.00	\$ 25.00	\$ 300.00	\$ 25.00	\$ 300.00	\$ 25.00	\$ 300.00	\$ 25.00	\$ 300.00	\$ 16.67	\$ 200.00
ONS & OFFS FEE	\$ 100.00	\$ 1,200.00	\$ 100.00	\$ 1,200.00	\$ 100.00	\$ 1,200.00	\$ 150.00	\$ 1,800.00	\$ 200.00	\$ 2,400.00	\$ 125.00	\$ 1,500.00
MISC. INCOME - TAPS	\$ 250.00	\$ 3,000.00	\$ 250.00	\$ 3,000.00	\$ 250.00	\$ 3,000.00	\$ 250.00	\$ 3,000.00	\$ 250.00	\$ 3,000.00	\$ 250.00	\$ 3,000.00
MISC INCOME	\$ -	\$ -	\$ -	\$ -	\$ -	\$ -	\$ -	\$ -	\$ -	\$ -	\$ -	\$ -
TOTAL	\$76,377.00	\$916,524.00	\$ 75,377.00	\$ 904,524.00	\$ 70,877.00	\$ 850,524.00	\$ 48,427.00	\$ 581,124.00	\$ 48,367.00	\$ 580,404.00	\$ 46,867.17	\$ 562,406.00
CAREY A WAGNER	<i>Carey Wagner</i>											
DAVID A BURR	<i>David Burr</i>											
WENDELL GROSE	<i>Wendell Grose</i>											
DATE	6/5/2023											

ELKINS ROAD P.S.D. ANNUAL BUDGET JULY 1, 2023 - JUNE 30, 2024												
EXPENSES	PROPOSED 2023 - 2024		LAST YEAR 2022 - 2023		2 YEARS AGO 2021 - 2022		3 YEARS AGO 2020 - 2021		4 YEARS AGO 2019 - 2020		5 YEARS AGO 2018 - 2019	
	MONTHLY	ANNUAL	MONTHLY	ANNUAL	MONTHLY	ANNUAL	MONTHLY	ANNUAL	MONTHLY	ANNUAL	MONTHLY	ANNUAL
WATER PURCHASED - RESALE	\$ 16,750.00	\$ 201,000.00	\$ 16,750.00	\$ 201,000.00	\$ 16,750.00	\$ 201,000.00	\$ 9,700.00	\$ 116,400.00	\$ 9,700.00	\$ 116,400.00	\$ 9,700.00	\$ 116,400.00
UTILITIES - PLANT/SYST	\$ 3,200.00	\$ 38,400.00	\$ 3,200.00	\$ 38,400.00	\$ 3,200.00	\$ 38,400.00	\$ 2,200.00	\$ 26,400.00	\$ 2,200.00	\$ 26,400.00	\$ 1,900.00	\$ 22,800.00
UTILITIES - OFFICE	\$ 450.00	\$ 5,400.00	\$ 450.00	\$ 5,400.00	\$ 450.00	\$ 5,400.00	\$ 300.00	\$ 3,600.00	\$ 360.00	\$ 4,320.00	\$ 320.00	\$ 3,840.00
TELEPHONE	\$ 260.00	\$ 3,120.00	\$ 255.00	\$ 3,060.00	\$ 230.00	\$ 2,760.00	\$ 325.00	\$ 3,900.00	\$ 325.00	\$ 3,900.00	\$ 350.00	\$ 4,200.00
CONTRACT LABOR	\$ 1,600.00	\$ 19,200.00	\$ 1,600.00	\$ 19,200.00	\$ 1,600.00	\$ 19,200.00	\$ 1,500.00	\$ 18,000.00	\$ 1,500.00	\$ 18,000.00	\$ 3,400.00	\$ 40,800.00
MATERIALS & SUPPLIES	\$ 3,000.00	\$ 36,000.00	\$ 3,300.00	\$ 39,600.00	\$ 3,000.00	\$ 36,000.00	\$ 2,700.00	\$ 32,400.00	\$ 2,000.00	\$ 24,000.00	\$ 3,000.00	\$ 36,000.00
REPAIRS & MAINTENANCE	\$ 7,000.00	\$ 84,000.00	\$ 7,000.00	\$ 84,000.00	\$ 7,000.00	\$ 84,000.00	\$ 6,000.00	\$ 72,000.00	\$ 6,000.00	\$ 72,000.00	\$ 5,000.00	\$ 60,000.00
RENTAL EXP.	\$ -	\$ -	\$ -	\$ -	\$ -	\$ -	\$ 100.00	\$ 1,200.00	\$ 100.00	\$ 1,200.00	\$ 100.00	\$ 1,200.00
METER READING & LABOR	\$ -	\$ -	\$ -	\$ -	\$ -	\$ -	\$ 500.00	\$ 6,000.00	\$ 1,320.00	\$ 15,840.00	\$ 1,320.00	\$ 15,840.00
	\$ -	\$ -	\$ -	\$ -	\$ -	\$ -	\$ 50.00	\$ 600.00	\$ 100.00	\$ 1,200.00	\$ 100.00	\$ 1,200.00
	\$ -	\$ -	\$ -	\$ -	\$ -	\$ -	\$ 50.00	\$ 600.00	\$ 100.00	\$ 1,200.00	\$ 100.00	\$ 1,200.00
ACCOUNTING SVC	\$ 100.00	\$ 1,200.00	\$ 200.00	\$ 2,400.00	\$ 200.00	\$ 2,400.00	\$ 200.00	\$ 2,400.00	\$ 300.00	\$ 3,600.00	\$ 200.00	\$ 2,400.00
AUDITING	\$ 600.00	\$ 7,200.00	\$ 500.00	\$ 6,000.00	\$ 500.00	\$ 6,000.00	\$ 550.00	\$ 6,600.00	\$ 333.00	\$ 3,996.00	\$ 333.00	\$ 3,996.00
ENGINEERING	\$ -	\$ -	\$ 50.00	\$ 600.00	\$ 50.00	\$ 600.00	\$ 50.00	\$ 600.00	\$ 50.00	\$ 600.00	\$ 50.00	\$ 600.00
AUTO EXPENSE	\$ 200.00	\$ 2,400.00	\$ 200.00	\$ 2,400.00	\$ 200.00	\$ 2,400.00	\$ 200.00	\$ 2,400.00	\$ 200.00	\$ 2,400.00	\$ 250.00	\$ 3,000.00
AUTO FUEL	\$ 600.00	\$ 7,200.00	\$ 600.00	\$ 7,200.00	\$ 400.00	\$ 4,800.00	\$ 400.00	\$ 4,800.00	\$ 400.00	\$ 4,800.00	\$ 410.00	\$ 4,920.00
DEPRECIATION	\$ 22,000.00	\$ 264,000.00	\$ 21,833.34	\$ 262,000.08	\$ 21,833.34	\$ 262,000.08	\$ 30,000.00	\$ 360,000.00	\$ 24,000.00	\$ 288,000.00	\$ 22,000.00	\$ 264,000.00
LEGAL	\$ 50.00	\$ 600.00	\$ 50.00	\$ 600.00	\$ 50.00	\$ 600.00	\$ 50.00	\$ 600.00	\$ 50.00	\$ 600.00	\$ 50.00	\$ 600.00
INTERNET SVC	\$ -	\$ -	\$ -	\$ -	\$ -	\$ -	\$ -	\$ -	\$ -	\$ -	\$ -	\$ -
INSURANCE-WORKERS' COMP	\$ 80.00	\$ 960.00	\$ 89.00	\$ 1,068.00	\$ 89.00	\$ 1,068.00	\$ 400.00	\$ 4,800.00	\$ 400.00	\$ 4,800.00	\$ 375.00	\$ 4,500.00
INSURANCE-GENERAL LIABILITY	\$ 750.00	\$ 9,000.00	\$ 750.00	\$ 9,000.00	\$ 750.00	\$ 9,000.00	\$ 900.00	\$ 10,800.00	\$ 900.00	\$ 10,800.00	\$ 760.00	\$ 9,120.00
INTEREST EXP. - MORT.	\$ -	\$ -	\$ -	\$ -	\$ -	\$ -	\$ -	\$ -	\$ -	\$ -	\$ -	\$ -
INTEREST EXP. - OTHER	\$ -	\$ -	\$ -	\$ -	\$ -	\$ -	\$ -	\$ -	\$ -	\$ -	\$ -	\$ -
OFFICE SUPPLIES & EXP	\$ 1,000.00	\$ 12,000.00	\$ 1,000.00	\$ 12,000.00	\$ 1,000.00	\$ 12,000.00	\$ 1,000.00	\$ 12,000.00	\$ 1,000.00	\$ 12,000.00	\$ 300.00	\$ 3,600.00
OFFICERS/BD MEMBERS	\$ 525.00	\$ 6,300.00	\$ 525.00	\$ 6,300.00	\$ 525.00	\$ 6,300.00	\$ 525.00	\$ 6,300.00	\$ 525.00	\$ 6,300.00	\$ 525.00	\$ 6,300.00
WAGES - OFC	\$ 5,000.00	\$ 60,000.00	\$ 5,000.00	\$ 60,000.00	\$ 5,000.00	\$ 60,000.00	\$ 5,000.00	\$ 60,000.00	\$ 5,000.00	\$ 60,000.00	\$ 4,500.00	\$ 54,000.00
WAGES - MAINTENANCE	\$ 3,000.00	\$ 36,000.00	\$ 3,000.00	\$ 36,000.00	\$ 3,000.00	\$ 36,000.00	\$ 3,000.00	\$ 36,000.00	\$ 3,000.00	\$ 36,000.00	\$ 3,000.00	\$ 36,000.00
PHONE MONITOR	\$ 275.00	\$ 3,300.00	\$ 275.00	\$ 3,300.00	\$ 275.00	\$ 3,300.00	\$ 275.00	\$ 3,300.00	\$ 275.00	\$ 3,300.00	\$ 275.00	\$ 3,300.00
REPAIRS & MAINT. - OFC.	\$ 100.00	\$ 1,200.00	\$ -	\$ -	\$ -	\$ -	\$ 100.00	\$ 1,200.00	\$ 100.00	\$ 1,200.00	\$ 150.00	\$ 1,800.00
EMPLOYEE RETIREMENT	\$ 850.00	\$ 10,200.00	\$ 850.00	\$ 10,200.00	\$ 850.00	\$ 10,200.00	\$ 850.00	\$ 10,200.00	\$ 850.00	\$ 10,200.00	\$ 833.33	\$ 9,999.96
ONS & OFFS LABOR	\$ -	\$ -	\$ -	\$ -	\$ -	\$ -	\$ -	\$ -	\$ -	\$ -	\$ 100.00	\$ 1,200.00
SPECIAL ACCTING-GRIFFITH	\$ -	\$ -	\$ -	\$ -	\$ -	\$ -	\$ -	\$ -	\$ -	\$ -	\$ 150.00	\$ 1,800.00
TOTAL PAGE 1	\$ 67,390.00	\$ 808,680.00	\$ 67,477.34	\$ 809,728.08	\$ 66,952.34	\$ 803,428.08	\$ 66,925.00	\$ 803,100.00	\$ 61,088.00	\$ 733,056.00	\$ 60,051.33	\$ 720,615.96



The regular monthly meeting of the Elkins Road Public Service District (ERPSD) Board of Directors was held on Monday, June 6, 2023.

Chair, Carey Wagner, called the meeting to order at 5:00 p.m. and led the group in the Pledge of Allegiance.

Members Present were: Chair-Carey Wagner, Secretary-David Burr (by Phone) and Board Member-Wendell Grose

Staff Present were: Office Manager-Carolyn Douglas; Billing Clerk-Linzy Wilson; System Operator-David Wamsley

Unless otherwise stated all motions passed by vote 3-0.

Recognize that three (3) customers were present.

**APPROVAL OF MINUTES**

Minutes of May 2, 2023 Regular Monthly Meeting were presented for approval. **Wendell Grose made a motion to approve the minutes. David Burr seconded. Motion carried**

**APPROVAL OF FINANCIAL REPORTS/BILLS TO DATE**

Carey Wagner presented the Financial Report. **Wendell Grose made a motion to approve the financial report and pay the bills to date. Seconded by David Burr. Motion carried**

**2023 – 2024 BUDGET**

Carey Wagner presented the Budget for 2023 – 2024 for review and approval. **David Burr made a motion to approve the new budget. Wendell Grose seconded. Motion carried**

**WVRWA – WATER ON THE MOUNTAIN CONFERENCE 2023**

Carey Wagner ask for a motion to approve everyone attending plus appointing a voting delegate and alternate. **Wendell Grose made a motion to approve attending the conference and appointing a voting delegate and alternate. David Burr seconded. Motion carried**

**UPDATE ON LEAD SURVEYS**

Linzy Wilson gave an update to the Board on how many surveys we had back and how many we are going to have to start calling soon.

**PHASE III EXTENSION PROJECT UPDATES**

No updates or paperwork were presented at this meeting.

**MAINTENANCE**

Dave Wamsley gave the May Maintenance Report. Our water average still continues to be extremely high per day even with the repair of the hole in the Gormley Tank. Filling of swimming pools this month has made it hard to determine how much that repair helped with our water loss. We continue to try and locate leaks on the system to help alleviate the water loss and bring down our City water bill.

There being no further business, **the meeting adjourned on motion made by Dave Burr and seconded by Wendell Grose. Meeting adjourned at 5:45 p.m.**

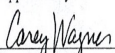


The next meeting will be held on Tuesday, July 11, 2023 at 5:00 p.m.

Respectfully submitted:

ERPSD Board of Directors Secretary, David Burr//CD

Attachments: Agenda  
Sign In Sheet

Approved By:

		
Board Chair/Treasurer	Secretary	Board Member
Carey Wagner	David A. Burr	Wendell R. Grose

**E.3 Buckhannon Water Board Consumer Confidence Report 2023 Covering Calendar Year 2022**

**BUCKHANNON WATER BOARD  
WV3304902  
Consumer Confidence Report – 2023  
Covering Calendar Year – 2022**

This brochure is a snapshot of the quality of the water that we provided last year. Included are the details about where your water comes from, what it contains, and how it compares to Environmental Protection Agency (EPA) and state standards. We are committed to providing you with information because informed customers are our best allies. If you would like to observe the decision-making process that affects drinking water quality or if you have any questions, comments or suggestions, please attend any regularly scheduled water board meeting held on the 2<sup>nd</sup> Thursday of each month at 7:30am at City Hall or call KELLY ARNOLD at 304-472-1651 Ext: 1000.

Your water comes from :

Source Name	Source Water Type
INTAKE-BUCKHANNON RIVER	Surface Water

Buyer Name	Seller Name
There are no additional purchases to display.	

Some people may be more vulnerable to contaminants in drinking water than the general population. Immuno-compromised persons such as those with cancer undergoing chemotherapy, persons who have undergone organ transplants, people with HIV/AIDS or other immune system disorders, some elderly, and infants can be particularly at risk from infections. These people should seek advice about drinking water from their health care providers. EPA/CDC guidelines on appropriate means to lessen the risk of infection by *Cryptosporidium* and other microbial contaminants are available from the Safe Drinking Water Hotline (800-426-4791).

Drinking water, including bottled water, may reasonably be expected to contain at least small amounts of some contaminants. The presence of contaminants does not necessarily indicate that water poses a health risk. More information about contaminants and potential health effects can be obtained by calling the EPA’s Safe Drinking Water Hotline (800-426-4791).

The sources of drinking water (both tap water and bottled water) included rivers, lakes, streams, ponds, reservoirs, springs, and wells. As water travels over the surface of the land or through the ground, it dissolves naturally occurring minerals and, in some cases, radioactive material, and can pick up substances resulting from the presence of animals or from human activity.

Contaminants that may be present in sources water before we treat it include:  
Microbial contaminants, such as viruses and bacteria, which may come from sewage treatment plants, septic systems, livestock operations and wildlife.  
Inorganic contaminants, such as salts and metals, which can be naturally-occurring or result from urban storm water runoff, industrial or domestic wastewater discharges, oil and gas production, mining or farming.  
Pesticides and herbicides, which may come from a variety of sources such as storm water run-off, agriculture, and residential users.  
Radioactive contaminants, which can be naturally occurring or the result of mining activity.  
Organic contaminants, including synthetic and volatile organic chemicals, which are by-products of industrial processes and petroleum production, and also come from gas stations, urban storm water run-off, and septic systems.

In order to ensure that tap water is safe to drink, EPA prescribes regulation which limits the amount of certain contaminants in water provided by public water systems. We treat our water according to EPA's regulations. Food and Drug Administration regulations establish limits for contaminants in bottled water, which must provide the same protection for public health.

Our water system has an estimated population of 8098 and is required to test a minimum of 9 samples per month in accordance with the Total Coliform Rule for microbiological contaminants. Coliform bacteria are usually harmless, but their presence in water can be an indication of disease-causing bacteria. When coliform bacteria are found, special follow-up tests are done to determine if harmful bacteria are present in the water supply. If this limit is exceeded, the water supplier must notify the public.

Water Quality Data

The following tables list all of the drinking water contaminants which were detected during the 2022 calendar year. The presence of these contaminants does not necessarily indicate the water poses a health risk. Unless noted, the data presented in this table is from the testing done January 1- December 31, 2022. The state requires us to monitor for certain contaminants less than once per year because the concentrations of these contaminants are not expected to vary significantly from year to year. Some of the data, though representative of the water quality, is more than one year old.

Terms & Abbreviations

**Maximum Contaminant Level Goal (MCLG):** the "Goal" is the level of a contaminant in drinking water below which there is no known or expected risk to human health. MCLGs allow for a margin of safety.

**Maximum Contaminant Level (MCL):** the "Maximum Allowed" MCL is the highest level of a contaminant that is allowed in drinking water. MCLs are set as close to the MCLGs as feasible using the best available treatment technology.

**Secondary Maximum Contaminant Level (SMCL):** recommended level for a contaminant that is not regulated and has no MCL.

**Action Level (AL):** the concentration of a contaminant that, if exceeded, triggers treatment or other requirements.

**Treatment Technique (TT):** a required process intended to reduce levels of a contaminant in drinking water.

**Maximum Residual Disinfectant Level (MRDL):** the highest level of a disinfectant allowed in drinking water. There is convincing evidence that addition of a disinfectant is necessary for control of microbial contaminants.

**Non-Detects (ND):** lab analysis indicates that the contaminant is not detected at or above the MDL(Method Detection Limit).

**Parts per Million (ppm)** or milligrams per liter (mg/l)

**Parts per Billion (ppb)** or micrograms per liter (µg/l)

**Picocuries per Liter (pCi/L):** a measure of the radioactivity in water.

**Millirems per Year (mrem/yr):** measure of radiation absorbed by the body.

**Monitoring Period Average (MPA):** An average of sample results obtained during a defined time frame, common examples of monitoring periods are monthly, quarterly and yearly.

**Nephelometric Turbidity Unit (NTU):** a measure of the clarity of water. Turbidity in excess of 5 NTU is just noticeable to the average person. Turbidity is not regulated for groundwater systems.

**Running Annual Average (RAA):** an average of sample results obtained over the most current 12 months and used to determine compliance with MCLs.

**Locational Running Annual Average (LRAA):** Average of sample analytical results for samples taken at a particular monitoring location during the previous four calendar quarters.

Testing Results for: BUCKHANNON WATER BOARD

Microbiological	Result	MCL		MCLG	Typical Source		
No Detected Results were Found in the Calendar Year of 2022							
Regulated Contaminants	Collection Date	Highest Value	Range (low/high )	Unit	MCL	MCLG	Typical Source
BARIUM	4/25/2022	0.0298	0.0298	ppm	2	2	Discharge of drilling wastes; Discharge from metal refineries; Erosion of natural deposits
CARBON, TOTAL	7/12/2022	1.7	0.734 - 1.7	ppm	10000		Naturally present in the environment
FLUORIDE	03/02/2022	0.711	0.711	ppm	4	4	Erosion of natural deposits; Water additive which promotes strong teeth; Discharge from fertilizer and aluminum factories



Disinfection Byproducts	Sample Point	Monitoring Period	Highest LRAA	Range (low/high)	Unit	MCL	MCLG	Typical Source
TOTAL HALOACETIC ACIDS (HAA5)	AIRPORT BPS	2022	27	21.3-32.2	ppb	60	0	By-product of drinking water disinfection
TOTAL HALOACETIC ACIDS (HAA5)	E-17 DEER CREEK	2022	26	20.4-33.4	ppb	60	0	By-product of drinking water disinfection
TTHM	AIRPORT BPS	2022	45	16.8 - 84.6	ppb	80	0	By-product of drinking water chlorination
TTHM	E-17 DEER CREEK	2022	42	15.1 - 66.7	ppb	80	0	By-product of drinking water chlorination

Lead and Copper	Monitoring Period	90 <sup>th</sup> Percentile	Range (low/high)	Unit	AL	Sites Over AL	Typical Source
COPPER, FREE	2020 - 2022	0.0698	<0.00221 - 0.398	ppm	1.3	0	Corrosion of household plumbing systems; Erosion of natural deposits; Leaching from wood preservatives
LEAD	2020 - 2022	0.542	<0.172 - 19.7	ppb	15	1	Corrosion of household plumbing systems; Erosion of natural deposits

If present, elevated levels of lead can cause serious health problems, especially for pregnant women and young children. Lead in drinking water is primarily from materials and components associated with service lines and home plumbing. Your water system is responsible for providing high quality drinking water, but cannot control the variety of materials used in plumbing components. When your water has been sitting for several hours, you can minimize the potential for lead exposure by flushing your tap for 30 seconds to 2 minutes before using water for drinking or cooking. If you are concerned about lead in your water, you may wish to have your water tested. Information on lead in drinking water, testing methods, and steps you can take to minimize exposure is available from the Safe Drinking Water Hotline or at <http://www.epa.gov/safewater/lead>.

BUCKHANNON WATER BOARD is working towards identifying service line materials throughout the water distribution supply. The service line inventory is required to be submitted to the state by October 16, 2024. The most up to date inventory is located at the **Buckhannon Water Treatment Plant**, if you have any questions about our inventory, please contact KELLY ARNOLD at 304-472-1651 Ext: 1000.

Chlorine/Chloramines Maximum Disinfection Level	MPA	MPA Units	RAA	RAA Units
3/01/2022-3/31/2022	1.6000	MG/L	1.45	MG/L

Total Organic Carbon Lowest Month for Removal	Collection Date	Highest Value	Range	Unit	TT	Typical Source
CARBON, TOTAL	10/6/2022	0.943	0.734 - 0.943	MG/L	0	Naturally present in the environment

Analyte	Facility	Highest Value	Unit of Measure	Month Occurred
TURBIDITY	TREATMENT PLANT	0.130	NTU	OCT 2022

Radiological Contaminants	Collection Date	Highest Value	Range (low/high)	Unit	MCL	MCLG	Typical Source
GROSS ALPHA, EXCL. RADON & U	4/9/2019	2.13	2.13	pCi/L	15	0	Erosion of natural deposits

Secondary Contaminants-Non Health Based Contaminants-No Federal Maximum Contaminant Level (MCL) Established.	Collection Date	Highest Value	Range (low/high)	Unit	SMCL
ACETONE	6/30/2021	10.6	10.6	UG/L	
ALKALINITY, TOTAL	7/12/2022	22.4	14.2 - 22.4	MG/L	10000
CRYPTOSPORIDIUM	7/17/2019	1	0 - 1		
GIARDIA LAMBLIA	8/19/2019	1	0 - 1		1
SODIUM	4/25/2022	9.61	9.61	MG/L	1000
SUVA (SPECIFIC ULTRAVIOLET ABSORBANCE)	12/5/2018	14	14	L/MG-M	
TEMPERATURE (CENTIGRADE)	6/19/2018	14	14	C	
UV ABSORBANCE @254 NM	12/5/2018	0.014	0.014	CM-1	

During the 2022 calendar year, we had the below noted violation(s) of drinking water regulations.

Compliance Period	Analyte	Comments
1/1/2022 - 12/31/2022	CYANIDE	MONITORING, ROUTINE MAJOR
1/1/2022 - 12/31/2022	ARSENIC TOTAL	MONITORING, ROUTINE MAJOR

Additional Required Health Effects Language:

Infants and children are typically more vulnerable to lead in drinking water than the general population. It is possible that lead levels at your home may be higher than at other homes in the community as a result of materials used in your home's plumbing. If you are concerned about elevated lead levels in your home's water, you may wish to have your water tested and flush your tap for 30 seconds to 2 minutes before using tap water. Additional information is available from the Safe Drinking Water Hotline (800-426-4761). Some people who drink water containing trihalomethanes in excess of the MCL over many years may experience problems with their liver, kidneys, or central nervous systems, and may have an increased risk of getting cancer.

There are no additional required health effects violation notices.  
There are no additional required health effects violation notices.  
There are no additional required health effects notices.

Your CCR is available at WWW:// www.buckhannonwv.org. **CCR will not be mail unless requested.** To receive a paper copy in the mail, please contact us at the phone number above.

**F. Consent Agenda**  
**F.1 Approval of Minutes: 06/08/23**

**Motion by Nestor/McCauley to accept 06/08/2023 minutes. Motion carries unanimously.**

- G. Strategic Issues for discussion and vote**  
**G.1 Insurance Summary Report-Appraisal Water Plant Facilities:** Action taken earlier in the meeting.  
**G.2 Public Service Commission WV-Maintenance and Testing of Fire Hydrants:** See discussion above in D.2. No action taken.

- H. Board Members Comments and Announcements:**  
**H.1. Don Nestor:** Appreciate everything the department does.  
**H.2. Erasmo Rizo:** Nothing to add.  
**H.3. Dave Thomas:** Nothing to add.  
**H.4. Dave McCauley:** CNN has been discussing “forever chemicals.” Is there anything additional that we can do to filter these? Mr. Arnold stated that there are two ways to remove these – activated carbon or reverse osmosis. Also asked could we have an ad hoc BFD member to attend a water meeting quarterly to discuss anything that affects their department?  
**H.5. Kelly Arnold:** We are waiting on a specialist to wire the booster service. The air compressor has been delivered.  
**H.6. Mayor Robbie Skinner:** Appreciates all the hard work.

**I. Adjournment: Motion Erasmo/Skinner to adjourn at 8:37 a.m.**

**Mayor Robert N. Skinner III** \_\_\_\_\_

**City Recorder Randall H. Sanders** \_\_\_\_\_